



DIABOX Typical Installations

1 Application

Due to the diagonal split, the DIABOXES are particularly well suited for bottom or rear wall mounting of instruments and equipment, as shown in the following examples.

2 Special Features

Mounting accessories, manifolds and heating elements, specially designed for the Diabox series, allow for the use of a variety of standard installations ("SAFE LINKS") that are pre-installed at the factory.

There is also the possibility of providing individually designed mounting solutions, suited for the customer's specific application.

The large variety of components in the mounting system leaves nothing to be desired.

For a detailed description of the various mounting components available please refer to data sheet Kd282-x.

Even though the most varied mounting applications are possible, we recommend to use our factory pre-installed "SAFE LINKS", which may help to avoid errors in ordering and product configuration.

For further details on INTERTEC SAFE LINKS see catalogue section "SAFE LINK Complete Solutions for Standardised Instrument Mounting".




Application No. 1

Bottom mounting of fluid measuring equipment



Application No. 2

Rear wall mounting of gas measuring equipment






DIABOX Typical Installations

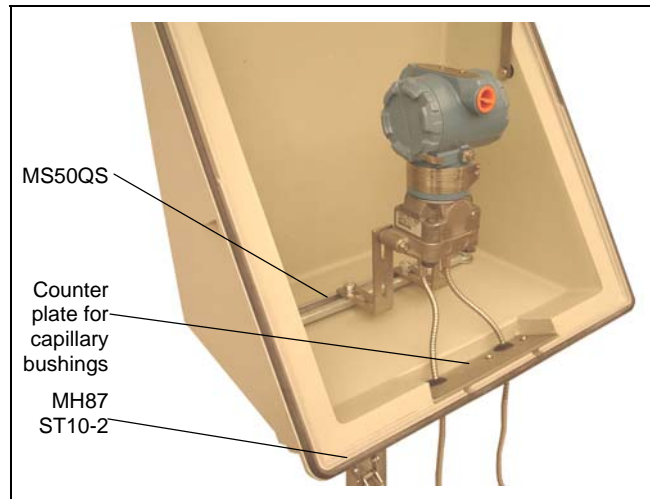
Application No. 3

Installation with transmitter and coplanar manifold mounted to an installation system with exchangeable plate.



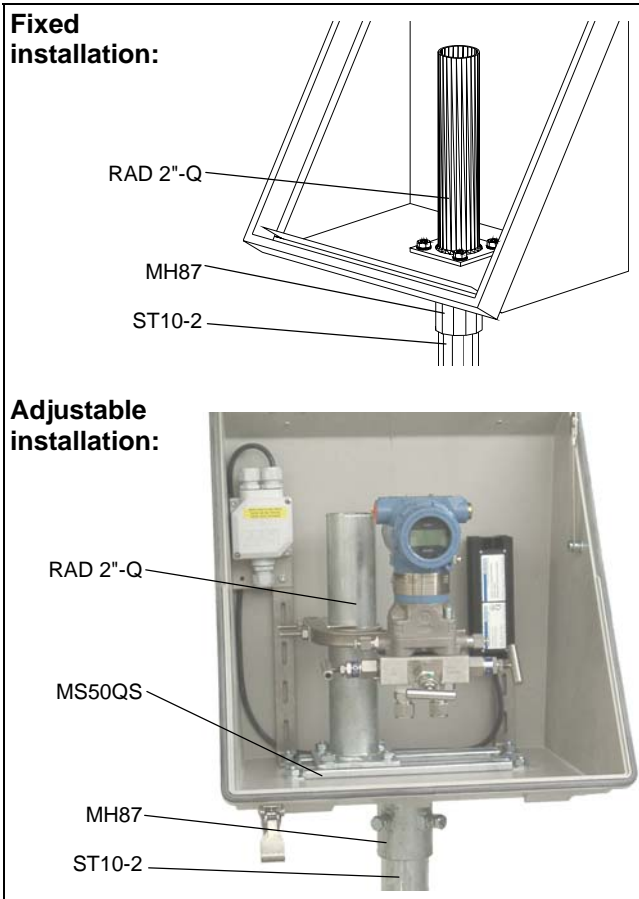
Application No. 5

Installation with Capillary Transmitter



Application No. 4

Installation with transmitter and coplanar manifold mounted to a pipe adapter



Application No. 6

Multiple installation in DIABOX 137

